




*"Red Hot Chilli Peppers" by Judith Selcuk*

# Drafting Film

*Professional Grade*



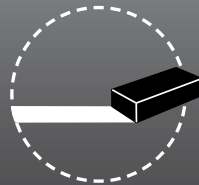
*Double Sided*



*Multiple Uses  
and Mediums*



*Easy to Layer*



*Easy to Erase*

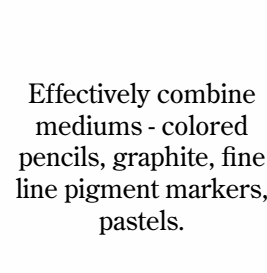
**tips & tricks** matte 1 or 2 sided

## Drafting Film

Translucent drawing surface accepts lead, charcoal, graphite, colored pencil, pen and ink. It erases cleanly without smearing or leaving shadows.



Intensify colors by drawing or painting both sides.



Effectively combine mediums - colored pencils, graphite, fine line pigment markers, pastels.



Scratch into the film for effective highlights - use a scalpel for fine lines.

- Use solvents to 'melt' colored pencil.
- Create depth by using layers of film.
- Erases cleanly - great way to create highlights.
- Lift color with wax paper - lay over & draw to lift.

**tips & tricks**



[www.grafixarts.com](http://www.grafixarts.com)