



*Cat Kerr*

# **DURA-BRIGHT®** *white*



*Non-staining  
Reusable*



*Heat tolerant*



*Heavyweight*



*Non-absorbent  
Waterproof*

**tips & tricks**

**Opaque White**





# Dura-Bright White

Heavyweight Opaque Polypropylene Film; durable mixed media surface for watercolor, alcohol inks, sprays & acrylics.



Build up layers by heat setting between each color.



Stitch together without tearing by using a sewing machine to create unique functional pieces.

Use Distress Oxide inks; sponge, stamp, paint or remove with water to create negative designs.

- Scratch or score into the surface before painting creates fine lines for the ink to fill.
- 90% Isopropyl alcohol will clean off virtually anything, giving you a clean surface.
- Create texture by scraping off dried acrylic paint with a palette knife. No surface damage, and leaves white peeking through.

**DURA-BRIGHT®**  
**tips & tricks**



[www.grafixarts.com](http://www.grafixarts.com)



*Sarah Larsen*

# DURA-BRIGHT<sup>®</sup> *grey*



*Non-staining  
Reusable*



*Heat tolerant*



*Heavyweight*



*Non-absorbent  
Waterproof*

**tips & tricks**

**Opaque Grey**



# Dura-Bright Grey


Heavyweight Opaque Polypropylene Film; durable mixed media surface for opaque, metallic & iridescent mediums; alcohol inks, sprays, acrylics, markers & more.



Try oils with palette knife and oxide colours.



Use Snow Cap with the colors, to get a lacing effect.



Allows for layering colors, less harshness.

- Coloured pencil clings but the subtle matte surface allows pencils to blend.
- Use with heat, may warp slightly but returns to flat once heat is removed.
- Strong enough for 3-D projects, building journals, cut, punch and stitch.
- Experiment with alcohol ink colors, the grey tends to appear a pale version of the dominant color.

**DURA-BRIGHT®**  
**tips & tricks**



[www.grafixarts.com](http://www.grafixarts.com)





Myriam Zamor

# DURA-BRIGHT<sup>®</sup> *black*



Non-staining  
Reusable



Heat tolerant



Heavyweight



Non-absorbent  
Waterproof

**tips & tricks**

**Opaque Black**




# Dura-Bright Black

Heavyweight Opaque Polypropylene Film; durable mixed media surface for opaque, metallic & iridescent mediums; alcohol inks, sprays, acrylics, markers & more.



Use pearlescent alcohol ink then add a colored transparent alcohol ink on top to create a shimmery contrast to the black.



Create texture; try removing paint or crayon by scraping with a palette knife or awl and let the black shine through.



Adhere washi tape to show off the bright colors against the black.

- Hands need to be very clean, fingerprints show due to the matte quality.
- Add layers, write with a metallic brush pen. Once dry, draw on top with a black pen.
- So durable - sew it, scratch it & fold it without worry.
- Try Gel printing with acrylic paints, the black undertone provides great contrast and takes prints easily.
- Spray or wipe off, it doesn't warp or leave a mark, which means you can clean if you make a mistake and start again!

**DURA-BRIGHT®**  
**tips & tricks**



[www.grafixarts.com](http://www.grafixarts.com)